

# Float Arrangement Diagram

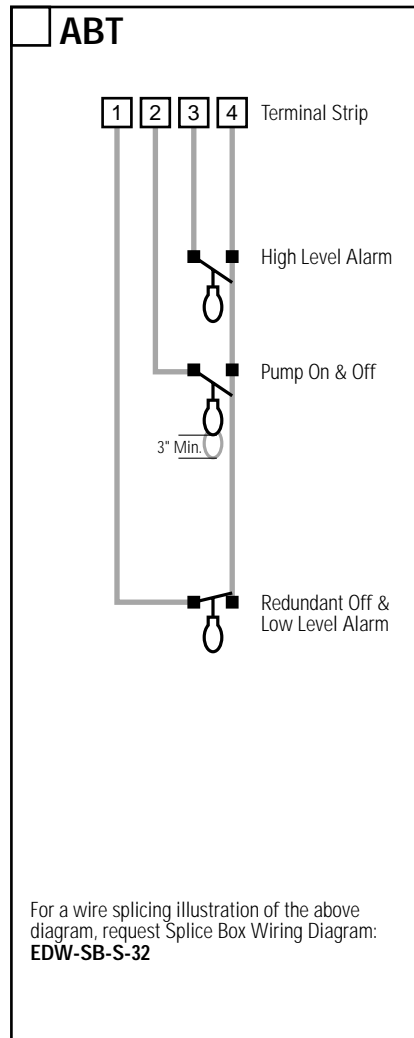


**Oreco Systems®**  
Incorporated


814 AIRWAY AVENUE  
SUTHERLIN, OREGON  
97479-9012


TELEPHONE:  
(541) 459-4449


FACSIMILE:  
(541) 459-2884



## Float Types

 **Typical OSI float model: A**  
**Specs:** contact - normally open  
 differential - no minimum  
 power rating - signal  
**Possible substitutions:** B,C,D

 **Typical OSI float model: B**  
**Specs:** contact - normally open  
 differential - 3" min.  
 power rating - signal  
**Possible substitutions:** C,D

 **Typical OSI float model: T**  
**Specs:** contact - normally closed  
 differential - no minimum  
 power rating - signal

Control Panel Series

**S RO-YELM**

Drawing No.

**EDW-FA-S-12**

EDW-FA-S-12  
Rev 1.1 ©12/18/98